





Exit Counseling and Methods

The exit process begins when a student graduates, withdrawals, or drops to less than 1/2 time. Graduates that have received loans are contacted to schedule an exit appointment. During the exit the student receives his/her NSLDS Report and an exit packet. The packet includes instructions on completing the online counseling session, YouTube video (<https://www.youtube.com/watch?v=oJHySMdXjxE>) on what to expect from loan repayments, and a brochure on loan repayments. Graduates and/or students that are unable to attend an exit appointment are mailed the exit packet for completion. Documentation is recorded in the student's Financial Aid file noting that the exit materials were sent.

Exit Counseling Instructions

1. Log into your account at www.studentloans.gov



 Undergraduate Students	 Graduate/Professional Students	 Parent Borrowers	 Repayment and Consolidation
--	--	---	---

Student Loan Process

Complete the Free Application for Federal Student Aid (FAFSA®) at www.FAFSA.gov.

This is your **first** step in getting student aid. You must do this every year.

What Can I Do When I Log In?









- ▶ Complete Entrance Counseling
- ▶ Complete Direct Subsidized/Unsubsidized Loan Master Promissory Note (MPN)
- ▶ Complete Financial Awareness Counseling
- ▶ Complete Exit Counseling
- ▶ Use the Repayment Estimator
- ▶ Complete TEACH Grant Agreement to Serve and TEACH Counseling

Watch to Learn More!





- Myths About Financial Aid
- Overview Of The Financial Aid Process
- Budgeting
- Responsible Borrowing

2. Once you have signed in, please click on "Complete Counseling".

:: My Loan Documents Disclosure Statements Completed MPNs Direct PLUS Loan Requests PLUS Correspondence Completed Endorser Addenda Income-Driven Repayment Plan Requests Direct Consolidation Loan Applications	Welcome to StudentLoans.gov
:: PLUS Loan Process Request Direct PLUS Loan Document Extenuating Circumstances Endorse Direct PLUS Loan Print Endorser Addendum Complete PLUS Counseling	<p>Before you begin, verify that your personal information is up to date.</p> <p>Based on information that you provided for your FSA ID, we have populated your personal information. If any of this information is incorrect, you must correct the information associated with your FSA ID.</p> <p>Once you have confirmed your information, select what you would like to do:</p> <ul style="list-style-type: none">  Complete Counseling (Entrance, Financial Awareness, PLUS, Exit)  Complete a Master Promissory Note  Request a Direct PLUS Loan  Endorse a Direct PLUS Loan  Complete Direct Consolidation Loan Application and Promissory Note  Complete Income-Driven Repayment Plan Request  Co-sign Spouse's Income-Driven Repayment Plan Request  I am not sure (we will ask you a series of questions to direct you)
:: Master Promissory Note Complete MPN Print MPN	
:: Counseling Complete Counseling View Completed Counseling	
:: Repayment	

3. Next you will click "Start Exit Counseling" and follow all the steps required.

 <p>Exit Counseling Required</p> <p>Start Exit Counseling</p>	<p>Exit Counseling is required when you graduate, leave school, or drop below half-time enrollment . Exit Counseling provides important information you need to prepare to repay your federal student loan(s).</p> <p>At the end, you'll need to provide the name, address, e-mail address, and telephone number for your closest living relative, two references who live in the U.S., and current or expected employer (if known).</p> <p>Useful Information to Have</p>
---	--

4. After completing all the required information, please make sure you submit your exit counseling to ensure Midstate College receives notification.